



Captcha Anti-Spam User Guide

PrestaShop module · Compatible with PrestaShop 1.7, 8 and 9

Stop bots and spam on every storefront form

Captcha Anti-Spam protects your storefront forms (login, registration, forgot password, contact, newsletter, product review and guest checkout) against bots and spam using the provider of your choice: Google reCAPTCHA v2/v3, hCaptcha or Cloudflare Turnstile. Verification is done server-side over HTTPS, each form has its own toggle, and trusted IPs or logged-in customers can be skipped. No coding, no theme edits.

1. Installation

1. In the back office go to **Modules** → **Module Manager** → **Upload a module** and select the module ZIP.
2. Once installed, click **Configure** to open the settings screen.

Updates are automatic. They are tied to your domain — no licence key to enter. Development domains (`.local` , `.test` , `localhost`) are always allowed. When a new version is available it is shown right inside the module.

2. Configuration — step by step

The Configure screen is organised in panels: **Captcha provider**, **Protected forms**, **Advanced** and **Rate limiting**. Each panel has its own *Save* button.

Captcha provider [start here](#)

The master switch plus your provider and its keys.

- **Enable protection** — master switch for the whole module. Off = no captcha is shown or validated on the front office.
- **Provider** — choose *Google reCAPTCHA v2* (checkbox or invisible), *reCAPTCHA v3*, *hCaptcha* or *Cloudflare Turnstile*. Create the keys in the provider dashboard.
- **Site key** — the public key shown in the page. Safe to expose.
- **Secret key** — the private key, used only for server-side verification. Never reaches the browser.
- **reCAPTCHA v3 score threshold** — minimum score (0.0 = bot, 1.0 = human) accepted for reCAPTCHA v3. Typical value: `0.5`.
- **Widget theme** — *Light* or *Dark*, to match your storefront.
- **Badge position** — *Bottom right*, *Bottom left* or *Inline* (for reCAPTCHA v3 / invisible and Turnstile).

🛡️ Captcha provider

Enable protection Yes
Master switch for the whole module.

Provider
Choose your anti-spam provider. Create the keys in the provider dashboard.

Site key
Public key shown in the page. Safe to expose.

Secret key
Private key used only for server-side verification. Never exposed to visitors.

reCAPTCHA v3 score threshold
Minimum score (0.0 = bot, 1.0 = human) accepted for reCAPTCHA v3. Typical value: 0.5.

Widget theme

Badge position
For reCAPTCHA v3 / invisible and Turnstile.

Captcha provider — master switch, provider and keys


Protected forms

Turn the captcha on, form by form. Enable only the forms you actually want to protect.

- **Login, Registration, Forgot password, Contact form, Newsletter, Product review** and **Guest checkout** — each has an independent toggle.

Protected forms

Login	<input checked="" type="checkbox"/>	Yes
Registration	<input checked="" type="checkbox"/>	Yes
Forgot password	<input checked="" type="checkbox"/>	Yes
Contact form	<input checked="" type="checkbox"/>	Yes
Newsletter	<input type="checkbox"/>	No
Product review	<input type="checkbox"/>	No
Guest checkout	<input type="checkbox"/>	No


 Save

Protected forms — one independent toggle per form

Advanced optional

Fine-tune the verification behaviour. The defaults are sensible; you can leave them as they are.

- **Fail closed** — if the captcha service is unreachable: ON blocks the submission, OFF lets it through.
- **Skip for logged-in customers** — do not show or validate the captcha for authenticated customers.
- **Verification timeout (s)** — maximum seconds to wait for the provider verify endpoint (1–30).
- **Trusted IP whitelist** — one IP per line (or comma separated). These IPs skip the captcha entirely.
- **Verify hostname** — reject tokens solved on another domain (replay / token farming). Recommended ON.
- **Expected hostname (optional)** — override the hostname the captcha must validate against. Leave empty to use your shop domain automatically; comma-separate multiple hosts (e.g. a CDN/preview domain).
- **Verify action** — for reCAPTCHA v3 and Turnstile: reject a token generated for a different form. Recommended ON.

 **Advanced**

Fail closed Yes
If the captcha service is unreachable: ON blocks the submission, OFF lets it through.

Skip for logged-in customers No
Do not show/validate the captcha for authenticated customers.


Verification timeout (s)
Maximum seconds to wait for the provider verify endpoint (1-30).

Trusted IP whitelist
One IP per line (or comma separated). These IPs skip the captcha entirely.

Verify hostname Yes
Reject tokens solved on another domain (replay / token farming). Recommended ON.

Expected hostname (optional)
Override the hostname the captcha must validate against. Leave empty to use your shop domain automatically. Comma-separate multiple hosts (e.g. for a CDN/preview domain).


Verify action Yes
For reCAPTCHA v3 and Turnstile: reject a token generated for a different form. Recommended ON.

 **Save**

Rate limiting optional

Temporarily block an IP after too many failed captcha attempts on the same form — extra anti brute-force.


- **Enable rate limiting** — turns the limiter on.
- **Max failed attempts** — failed attempts allowed per IP and form before a temporary block (1-1000).
- **Window (minutes)** — length of the sliding window in which failed attempts are counted (1-1440).

 **Rate limiting**

Enable rate limiting Yes
Temporarily block an IP after too many failed captcha attempts on the same form. Anti brute-force.

Max failed attempts
Failed attempts allowed per IP and form before a temporary block (1-1000).

Window (minutes)
Length of the sliding window in which failed attempts are counted (1-1440).



Rate limiting — attempts and sliding window per IP and form

3. Check that it works

- Open a protected page in the front office (e.g. the login or contact page) and confirm the captcha widget appears.
- Submit the form without solving the captcha — it should be refused with an anti-spam message.
- For reCAPTCHA v3 / Turnstile, check the floating badge shows in the position you chose.
- If you whitelisted your IP or enabled "Skip for logged-in customers", confirm the captcha is correctly skipped in those cases.

4. FAQ

Which provider should I pick?

Any of the four works. reCAPTCHA v2 shows a visible challenge; reCAPTCHA v3 and Turnstile are invisible and score-based; hCaptcha is a privacy-focused alternative. Create the matching site/secret keys in that provider's dashboard.

Will it slow down my shop?

No. Verification happens server-side only when a protected form is submitted, and trusted IPs or logged-in customers can be skipped entirely.

Do I need to edit my theme?

No. The module injects the widget through standard hooks and is compatible with any theme.

What happens if the captcha service is down?

You decide. With *Fail closed* ON the submission is blocked; with it OFF the form is let through so legitimate visitors are never stuck.